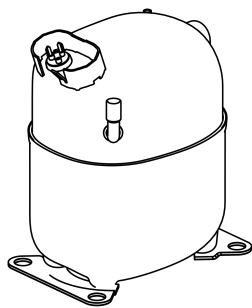


NJ6226Z



ENGINEERING CODE
142HA95

REFRIGERANT
R-134a

POWER SUPPLY
220-240 V 50 Hz

APPLICATION
HBP

MOTOR TYPE
CSCR

STANDARD
EN12900

COOLING CAPACITY
2618 W

EFFICIENCY
2.22 W/W



DATA

GENERAL DATA

Model	NJ6226Z
Type	Hermetic Reciprocating
Technology	ON/OFF
Compressor Application	HBP
Expansion Device	Capillary Tube or Expansion Valve
Compressor Cooling	Fan/220
HP	1 1/4
Starting Torque	HST
Plant	SLOVAKIA

ELECTRICAL DATA

Start Winding Resistance	8.7 Ω at 25°C
Run Winding Resistance	2.0 Ω at 25°C
Locked Rotor Amperage (LRA) 50Hz	31 A

MECHANICAL DATA

Displacement	34.38 cm ³
Oil Charge	750 ml
Oil Type	ESTER
Oil Viscosity	ISO22
Weight	19.8 Kg

ELECTRICAL COMPONENTS

Start Capacitor	72-88 µf/330 V
Run Capacitor	17.5 µf/440 V
CSR CSIR BOX	Yes
Starting Device Description	RVA4M3C-109
Overload Protection	T0335/C9

PERFORMANCE

TESTED CONDITIONS

Tested Refrigerant	R-134a
Tested Application	HBP
Tested Standard	EN12900
Tested Cooling	Fan
Tested Voltage	220 V
Max Refrigerant Charge	800 g
Refrigerant Temperature	Dew

RATED POINTS

Condensing Temperature °C	Evaporating Temperature °C	Cooling Capacity W	Efficiency W/W	Power Consumption W	Current A	Gas Flow Rate kg/h
50	5	2618	2.22	1181	5.51	65.68

Test Condition: Subcooling 0 K, Return Gas 20 °C. Data generated in accordance to EN 12900:2013 polynomial equation and tolerance guidelines.

PERFORMANCE CURVE

Condensing Temperature 35°C

Evaporating Temperature °C	Cooling Capacity W	Efficiency W/W	Power Consumption W	Current A	Gas Flow Rate kg/h
-15	1432	2.07	691	3.68	30.31
-10	1822	2.36	771	3.97	38.75
-5	2268	2.65	855	4.26	48.47
0	2774	2.97	935	4.56	59.65
5	3343	3.33	1002	4.86	72.43
10	3978	3.79	1048	5.17	86.98

Test Condition: Subcooling 0 K, Return Gas 20 °C. Data generated in accordance to EN 12900:2013 polynomial equation and tolerance guidelines.

PERFORMANCE CURVE

Condensing Temperature 45°C

Evaporating Temperature °C	Cooling Capacity W	Efficiency W/W	Power Consumption W	Current A	Gas Flow Rate kg/h
-15	1146	1.57	728	3.72	26.59
-10	1494	1.83	818	4.10	34.84
-5	1894	2.05	924	4.48	44.41
0	2348	2.27	1035	4.88	55.45
5	2861	2.50	1145	5.29	68.12
10	3435	2.76	1243	5.70	82.60

Test Condition: Subcooling 0 K, Return Gas 20 °C. Data generated in accordance to EN 12900:2013 polynomial equation and tolerance guidelines.

PERFORMANCE CURVE

Condensing Temperature 55°C

Evaporating Temperature °C	Cooling Capacity W	Efficiency W/W	Power Consumption W	Current A	Gas Flow Rate kg/h
-10	1173	1.45	811	4.23	30.42
-5	1523	1.65	924	4.71	39.74
0	1923	1.82	1055	5.21	50.57
5	2376	1.99	1194	5.72	63.06
10	2885	2.17	1332	6.25	77.37

Test Condition: Subcooling 0 K, Return Gas 20 °C. Data generated in accordance to EN 12900:2013 polynomial equation and tolerance guidelines.

ENVELOPE



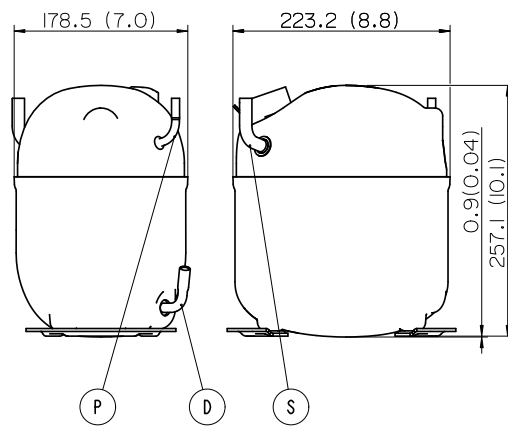
External

EXTERNAL CHARACTERISTICS

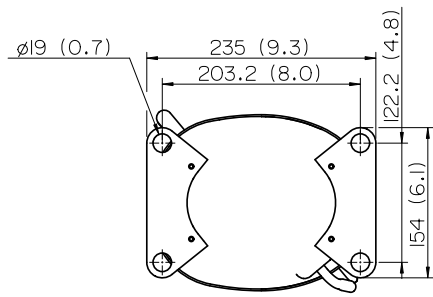
Base Plate		LARGE	
Tray Holder		NO	
Connector	Internal Diameter	Shape	Material
Suction	9.6 mm	VERTICAL	COPPER
Discharge	8 mm	SLANTED J	COPPER
Process	6.42 mm	VERTICAL	COPPER

EXTERNAL DIMENSIONS

SHELL



BASE



FENCE

