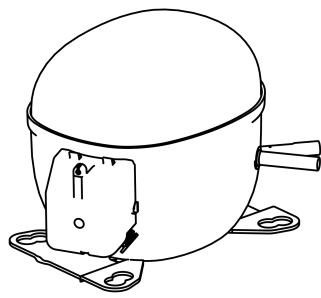


NT6220Z



ENGINEERING CODE
212CN09

REFRIGERANT
R-134a

POWER SUPPLY
200-240 V 50
Hz/230 V 60 Hz

APPLICATION
HBP

MOTOR TYPE
CSIR

STANDARD
EN12900

COOLING CAPACITY
2112 W

EFFICIENCY
2.11 W/W



DATA

GENERAL DATA

Model	NT6220Z
Type	Hermetic Reciprocating
Technology	ON/OFF
Compressor Application	HBP
Expansion Device	Capillary Tube or Expansion Valve
Compressor Cooling	Fan/230
HP	1
Starting Torque	HST
Plant	SLOVAKIA

ELECTRICAL DATA

Start Winding Resistance	12.16 Ω at 25°C
Run Winding Resistance	1.86 Ω at 25°C

MECHANICAL DATA

Displacement	22.37 cm ³
Oil Charge	450 ml
Oil Type	ESTER
Oil Viscosity	ISO22
Weight	16.4 Kg

ELECTRICAL COMPONENTS

Start Capacitor	88-108 µf/330 V
CSR CSIR BOX	No
Starting Device Type	RELAY
Starting Device Description	MTRPH-55*
Overload Protection	T0901/G6

PERFORMANCE

TESTED CONDITIONS

Tested Refrigerant	R-134a
Tested Application	HBP
Tested Standard	EN12900
Tested Cooling	Fan
Tested Voltage	230 V
Max Refrigerant Charge	800 g
Refrigerant Temperature	Dew

RATED POINTS

Condensing Temperature °C	Evaporating Temperature °C	Cooling Capacity W	Efficiency W/W	Power Consumption W	Current A	Gas Flow Rate kg/h
50	5	2112	2.11	1002	-	52.99

Test Condition: Subcooling 0 K, Return Gas 20 °C. Data are an indication of performance based simulation.

PERFORMANCE CURVE

Condensing Temperature 35°C

Evaporating Temperature °C	Cooling Capacity W	Efficiency W/W	Power Consumption W	Current A	Gas Flow Rate kg/h
-15	1115	1.98	563	-	23.60
-10	1379	2.16	638	-	29.34
-5	1696	2.36	720	-	36.25
0	2074	2.60	798	-	44.58
5	2520	2.92	863	-	54.59
10	3043	3.36	907	-	66.56

Test Condition: Subcooling 0 K, Return Gas 20 °C. Data are an indication of performance based simulation.

PERFORMANCE CURVE

Condensing Temperature 45°C

Evaporating Temperature °C	Cooling Capacity W	Efficiency W/W	Power Consumption W	Current A	Gas Flow Rate kg/h
-15	984	1.63	603	-	22.84
-10	1231	1.81	680	-	28.71
-5	1519	1.97	772	-	35.63
0	1857	2.13	873	-	43.86
5	2254	2.32	971	-	53.67
10	2717	2.57	1058	-	65.31

Test Condition: Subcooling 0 K, Return Gas 20 °C. Data are an indication of performance based simulation.

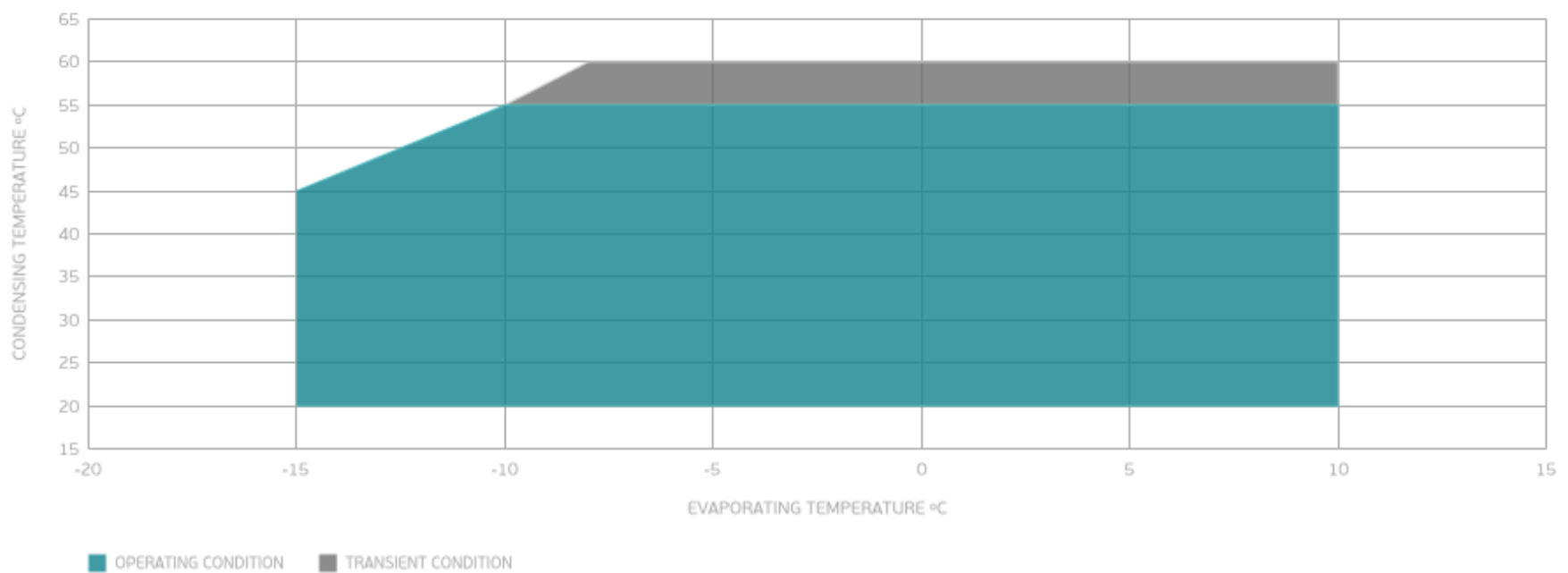
PERFORMANCE CURVE

Condensing Temperature 55°C

Evaporating Temperature °C	Cooling Capacity W	Efficiency W/W	Power Consumption W	Current A	Gas Flow Rate kg/h
-10	1043	1.49	700	-	27.03
-5	1307	1.65	791	-	34.09
0	1610	1.79	900	-	42.35
5	1961	1.93	1018	-	52.07
10	2368	2.09	1135	-	63.52

Test Condition: Subcooling 0 K, Return Gas 20 °C. Data are an indication of performance based simulation.

ENVELOPE



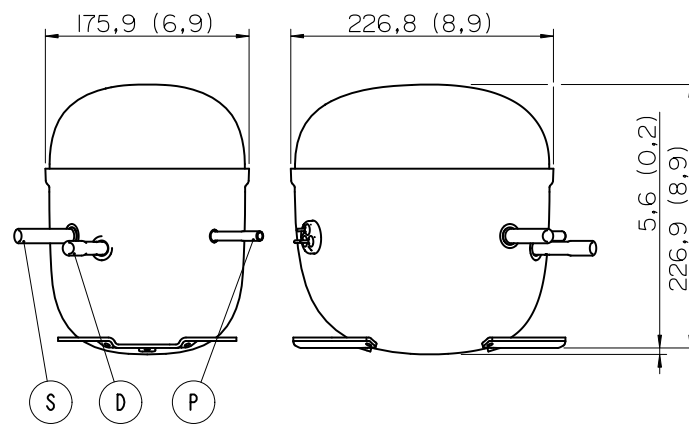
External

EXTERNAL CHARACTERISTICS

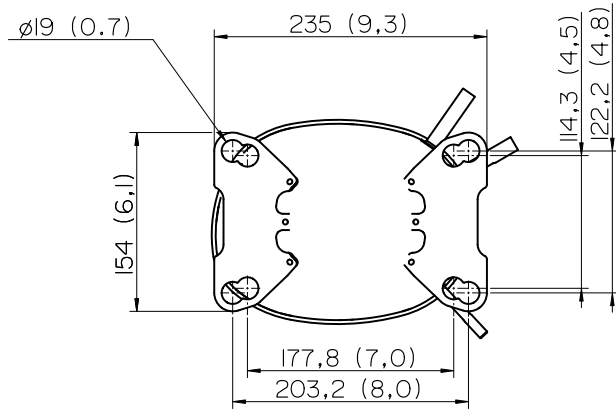
Base Plate		UNI	
Tray Holder		NO	
Connector	Internal Diameter	Shape	Material
Suction	12.7 mm	ROTOLOCK(EX. THR. 1"-14UNS-2A)	STEEL
Discharge	6.42 mm	VERTICAL	COPPER
Process	6.42 mm	VERTICAL	COPPER

EXTERNAL DIMENSIONS

SHELL



BASE



FENCE

