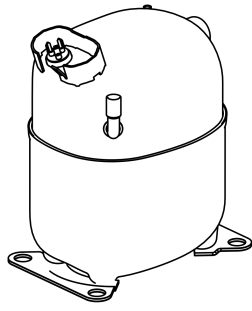


NJ9232GK



**ENGINEERING CODE**  
943GA11



**REFRIGERANT**  
R-404A



**POWER SUPPLY**  
220-240 V 50 Hz



**APPLICATION**  
MBP



**MOTOR TYPE**  
CSCR



**STANDARD**  
EN12900



**COOLING CAPACITY**  
1904 W



**EFFICIENCY**  
1.62 W/W



DATA

GENERAL DATA

Model	NJ9232GK
Type	Hermetic Reciprocating
Technology	ON/OFF
Compressor Application	MBP
Expansion Device	Capillary Tube or Expansion Valve
Compressor Cooling	Fan/220
HP	1 1/4
Starting Torque	HST
Plant	SLOVAKIA

ELECTRICAL DATA

Start Winding Resistance	7.2 Ω at 25°C
Run Winding Resistance	1.97 Ω at 25°C
Locked Rotor Amperage (LRA) 50Hz	40 A

## MECHANICAL DATA

Displacement	26.11 cm <sup>3</sup>
Oil Charge	750 ml
Oil Type	ESTER
Oil Viscosity	ISO22
Weight	19.9 Kg

## ELECTRICAL COMPONENTS

Start Capacitor	88-108 µf/330 V
Run Capacitor	30.0 µf/400 V
CSR CSIR BOX	Yes
Starting Device Description	RVA3H3C-108
Overload Protection	USP-665-88 (internal)

## PERFORMANCE

### TESTED CONDITIONS

Tested Refrigerant	R-404A
Tested Application	MBP
Tested Standard	EN12900
Tested Cooling	Fan
Tested Voltage	220 V
Max Refrigerant Charge	800 g
Refrigerant Temperature	Dew

### RATED POINTS

Condensing Temperature °C	Evaporating Temperature °C	Cooling Capacity W	Efficiency W/W	Power Consumption W	Current A	Gas Flow Rate kg/h
45	-10	1904	1.62	1177	5.65	57.17

Test Condition: Subcooling 0 K, Return Gas 20 °C. Data generated in accordance to EN 12900:2013 polynomial equation and tolerance guidelines.

**PERFORMANCE CURVE**
**Condensing Temperature 35°C**

Evaporating Temperature °C	Cooling Capacity W	Efficiency W/W	Power Consumption W	Current A	Gas Flow Rate kg/h
-20	1433	1.52	945	4.67	37.14
-15	1876	1.82	1031	5.08	49.05
-10	2392	2.12	1130	5.46	63.06
-5	2980	2.43	1228	5.83	79.36
0	3639	2.77	1312	6.19	98.14
5	4366	3.19	1369	6.56	119.57
10	5160	3.72	1386	6.95	143.85

Test Condition: Subcooling 0 K, Return Gas 20 °C. Data generated in accordance to EN 12900:2013 polynomial equation and tolerance guidelines.

**PERFORMANCE CURVE**
**Condensing Temperature 45°C**

Evaporating Temperature °C	Cooling Capacity W	Efficiency W/W	Power Consumption W	Current A	Gas Flow Rate kg/h
-20	1092	1.11	980	4.72	32.19
-15	1467	1.38	1065	5.19	43.63
-10	1904	1.62	1177	5.65	57.17
-5	2403	1.84	1302	6.12	72.99
0	2960	2.07	1428	6.60	91.27
5	3574	2.32	1540	7.11	112.20
10	4245	2.61	1626	7.66	135.96

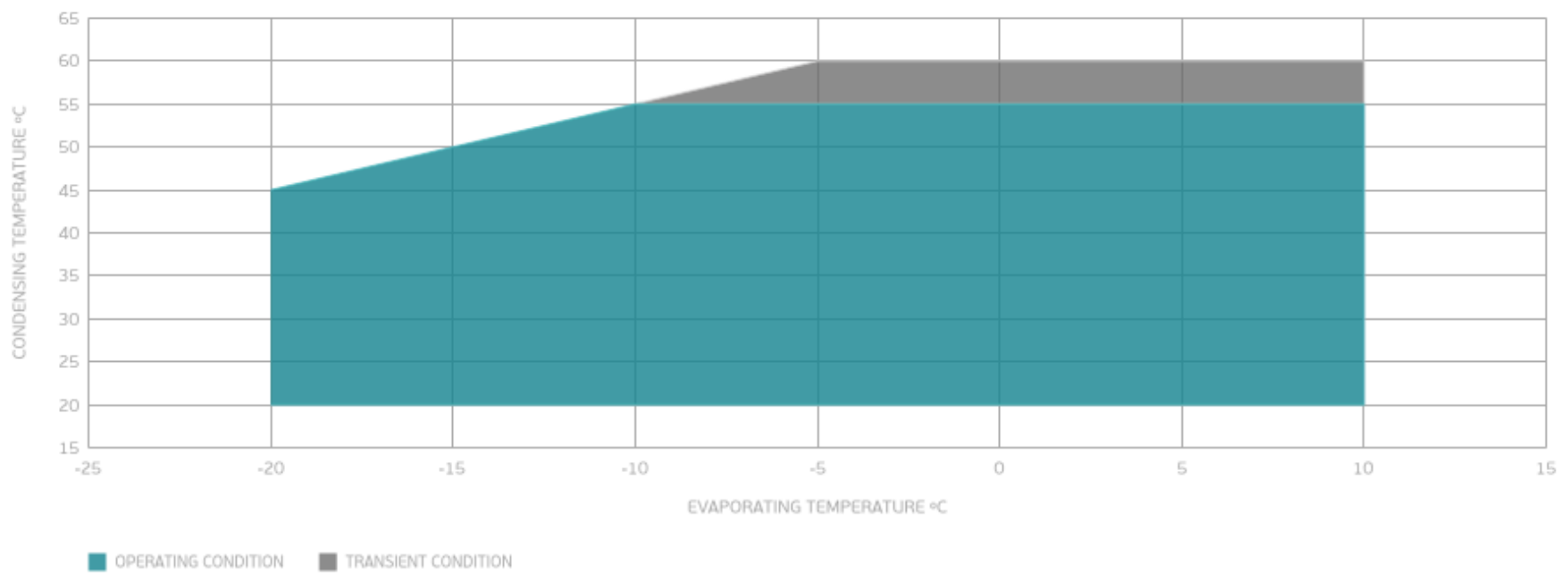
Test Condition: Subcooling 0 K, Return Gas 20 °C. Data generated in accordance to EN 12900:2013 polynomial equation and tolerance guidelines.

**PERFORMANCE CURVE**
**Condensing Temperature 55°C**

Evaporating Temperature °C	Cooling Capacity W	Efficiency W/W	Power Consumption W	Current A	Gas Flow Rate kg/h
-10	1421	1.23	1157	5.81	50.34
-5	1823	1.41	1292	6.36	65.54
0	2274	1.58	1440	6.95	83.19
5	2771	1.74	1590	7.59	103.49
10	3313	1.92	1728	8.28	126.60

Test Condition: Subcooling 0 K, Return Gas 20 °C. Data generated in accordance to EN 12900:2013 polynomial equation and tolerance guidelines.

## ENVELOPE



## External

### EXTERNAL CHARACTERISTICS

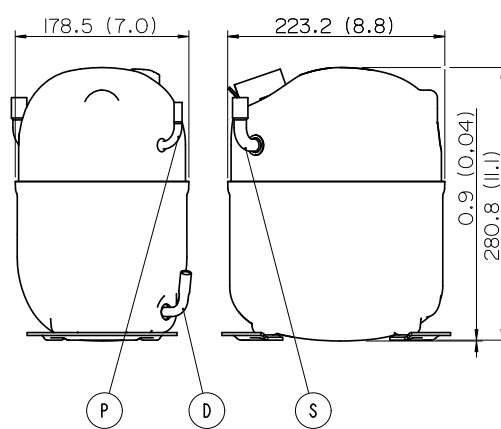
Base Plate LARGE

Tray Holder NO

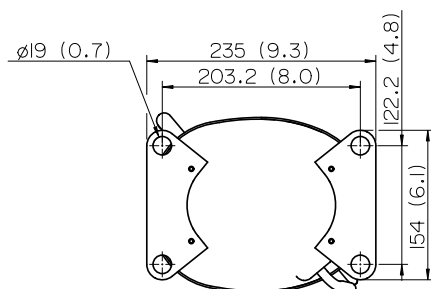
Connector	Internal Diameter	Shape	Material
Suction	12.77 mm	VERTICAL	COPPER
Discharge	8 mm	SLANTED J	COPPER
Process	6.42 mm	VERTICAL	COPPER

### EXTERNAL DIMENSIONS

#### SHELL



#### BASE



#### FENCE

