


NEK2134GK



 **ENGINEERING CODE**  
958AA51

 **REFRIGERANT**  
R-404A


 **POWER SUPPLY**  
220-240 V 50 Hz

 **APPLICATION**  
LBP

 **MOTOR TYPE**  
CSIR

 **STANDARD**  
EN12900

 **COOLING CAPACITY**  
245 W

 **EFFICIENCY**  
0.97 W/W



DATA

GENERAL DATA

Model	NEK2134GK
Type	Hermetic Reciprocating
Technology	ON/OFF
Compressor Application	LBP
Expansion Device	Capillary Tube or Expansion Valve
Compressor Cooling	Fan/220
HP	1/2
Starting Torque	HST
Plant	SLOVAKIA

ELECTRICAL DATA

Start Winding Resistance	34.8 Ω at 25°C
Run Winding Resistance	5.26 Ω at 25°C

## MECHANICAL DATA

Displacement	8.77 cm <sup>3</sup>
Oil Charge	350 ml
Oil Type	ESTER
Oil Viscosity	ISO22
Weight	11 Kg

## ELECTRICAL COMPONENTS

Start Capacitor	53-64 µf/330 V
CSR CSIR BOX	No
Starting Device Type	RELAY
Starting Device Description	MTRP-0029*
Overload Protection	T0168/G5

## PERFORMANCE

### TESTED CONDITIONS

Tested Refrigerant	R-404A
Tested Application	LBP
Tested Standard	EN12900
Tested Cooling	Fan
Tested Voltage	220 V
Refrigerant Temperature	Dew

### RATED POINTS

Condensing Temperature °C	Evaporating Temperature °C	Cooling Capacity W	Efficiency W/W	Power Consumption W	Current A	Gas Flow Rate kg/h
40	-35	245	0.97	252	-	6.64

Test Condition: Subcooling 0 K, Return Gas 20 °C. Data are an indication of performance based simulation.

### PERFORMANCE CURVE

Condensing Temperature 35°C

Evaporating Temperature °C	Cooling Capacity W	Efficiency W/W	Power Consumption W	Current A	Gas Flow Rate kg/h
-40	201	0.92	218	-	5.10
-35	270	1.09	247	-	6.89
-30	356	1.27	280	-	9.12
-25	459	1.47	313	-	11.83
-20	579	1.68	345	-	15.02
-15	716	1.91	374	-	18.71
-10	870	2.18	399	-	22.91

Test Condition: Subcooling 0 K, Return Gas 20 °C. Data are an indication of performance based simulation.

## PERFORMANCE CURVE

Condensing Temperature 45°C

Evaporating Temperature °C	Cooling Capacity W	Efficiency W/W	Power Consumption W	Current A	Gas Flow Rate kg/h
-40	163	0.73	224	-	4.70
-35	220	0.86	255	-	6.37
-30	292	1.00	291	-	8.49
-25	379	1.15	331	-	11.08
-20	480	1.29	372	-	14.16
-15	596	1.45	412	-	17.74
-10	727	1.61	450	-	21.83

Test Condition: Subcooling 0 K, Return Gas 20 °C. Data are an indication of performance based simulation.

## PERFORMANCE CURVE

Condensing Temperature 55°C

Evaporating Temperature °C	Cooling Capacity W	Efficiency W/W	Power Consumption W	Current A	Gas Flow Rate kg/h
-30	227	0.77	295	-	7.76
-25	297	0.88	339	-	10.21
-20	379	0.98	386	-	13.14
-15	473	1.09	435	-	16.58
-10	580	1.20	484	-	20.54

Test Condition: Subcooling 0 K, Return Gas 20 °C. Data are an indication of performance based simulation.

## ENVELOPE



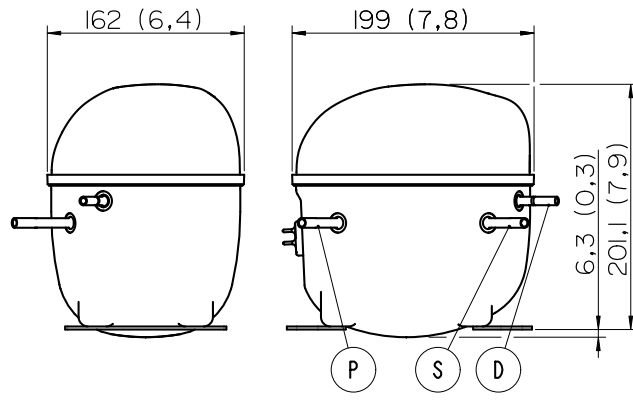
## External

### EXTERNAL CHARACTERISTICS

Base Plate		SMALL	
Tray Holder		NO	
<b>Connector</b>	<b>Internal Diameter</b>	<b>Shape</b>	<b>Material</b>
Suction	8.1 mm	SLANTED 42°	COPPER
Discharge	6.1 mm	STRAIGHT	COPPER

EXTERNAL DIMENSIONS

SHELL



BASE



FENCE

