

SC18G Universal Compressor R134a 220-240V 50/60Hz

General

Code number	104G8820
Approvals	EN 60335-2-34, CCC
Compressors on pallet	80

Application

Application		LBP/HBP	LBP
Frequency	Hz	50	60
Evaporating temperature	°C	-25 to 15	-25 to -5
Voltage range	V	187 - 254	198 - 254
Max. condensing temperature continuous (short)	°C	60 (70)	60 (70)
Max. winding temperature continuous (short)	°C	125 (135)	125 (135)

Cooling requirements

Frequency	Hz	50			60		
Application		LBP	MBP	HBP	LBP	MBP	HBP
32°C		F ₁	F ₂	F ₂	F ₁	-	-
38°C		F ₁	F ₂	F ₂	F ₁	-	-
43°C		F ₁	F ₂	F ₂	F ₁	-	-
Remarks on application: HBP at 198 - 254V 50Hz only.							

Motor

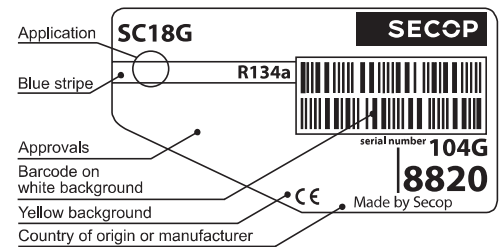
Motor type		CSIR	
LRA (rated after 4 sec. UL984), HST LST	A	18.6	-
Cut in Current, HST LST	A	18.6	-
Resistance, main start winding (25°C)	Ω	3.7	14.1

Design

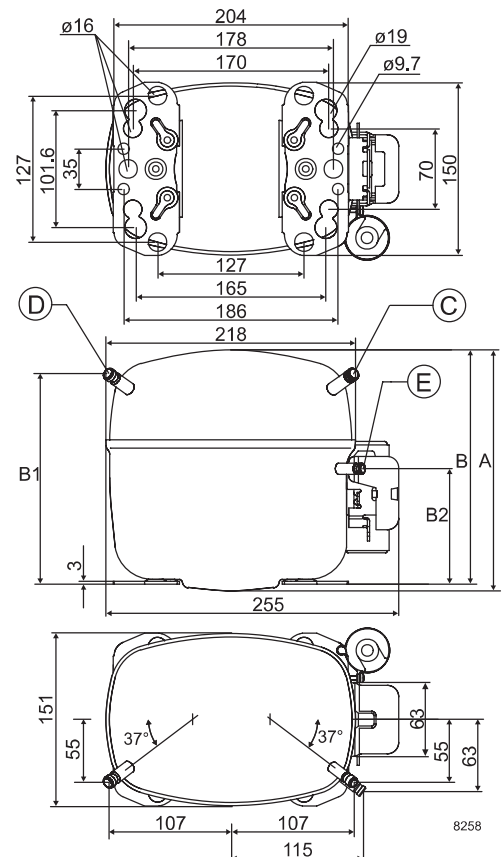
Displacement	cm ³	17.69
Oil quantity (type)	cm ³	550 (polyolester)
Maximum refrigerant charge	g	1300
Free gas volume in compressor	cm ³	1460
Weight without electrical equipment	kg	13.7

Dimensions

Height	mm	A	219
		B	213
		B1	193
		B2	110
Suction connector	location/I.D. mm angle	C	10.2 37°
	material comment		Cu-plated steel Al cap
Process connector	location/I.D. mm angle	D	6.2 37°
	material comment		Cu-plated steel Al cap
Discharge connector	location/I.D. mm angle	E	6.2 37°
	material comment		Cu-plated steel Al cap
Oil cooler connector	location/I.D. mm angle	F	-
	material comment		-
Connector tolerance	I.D. mm		±0.09
Remarks:			



- S = Static cooling normally sufficient
- O = Oil cooling
- F₁ = Fan cooling 1.5 m/s
(compressor compartment temperature equal to ambient temperature)
- F₂ = Fan cooling 3.0 m/s necessary
- SG = Suction gas cooling normally sufficient
- = not applicable in this area

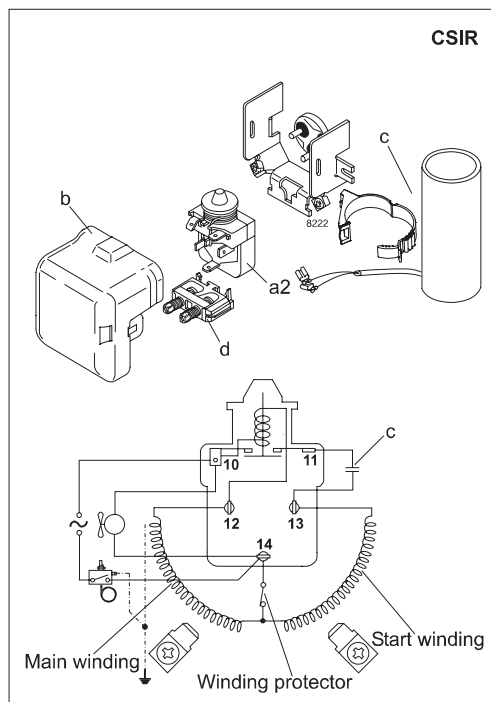


EN 12900 Household (CECOMAF) 220V, 50Hz, fan cooling F₂

Evap. temp. in °C	-45	-40	-35	-30	-25	-23.3	-20	-15	-10	-6.7	-5	0	5	7.2	10	15	20
Capacity in W					283	318	394	526	684	804	870	1087	1337	1459	1624	1950	
Power cons. in W					331	351	389	448	507	547	568	630	695	725	763	835	
Current cons. in A					2.56	2.62	2.72	2.88	3.05	3.18	3.24	3.46	3.71	3.84	4.00	4.34	
COP in W/W					0.86	0.91	1.01	1.18	1.35	1.47	1.53	1.72	1.92	2.01	2.13	2.34	

ASHRAE LBP 220V, 50Hz, fan cooling F₂

Evap. temp. in °C	-45	-40	-35	-30	-25	-23.3	-20	-15	-10	-6.7	-5	0	5	7.2	10	15	20
Capacity in W					348	392	485	650	846	994	1076	1346	1658	1809	2016	2425	
Power cons. in W					329	349	387	445	504	543	564	626	691	720	758	829	
Current cons. in A					2.56	2.61	2.71	2.87	3.04	3.16	3.23	3.45	3.70	3.82	3.98	4.32	
COP in W/W					1.06	1.12	1.25	1.46	1.68	1.83	1.91	2.15	2.40	2.51	2.66	2.92	



Accessories for	SC18G	Figure	Code number	Test conditions	EN 12900/CECOMAF	ASHRAE LBP
PTC starting device	6.3 mm spade connectors	a1	—	Condensing temperature	55°C	54.5°C
	4.8 mm spade connectors		—	Ambient temperature	32°C	32°C
Starting relay	6.3 mm spade connectors	a2	117U6019	Suction gas temperature	32°C	32°C
Cover		b	103N2009	Liquid temperature	55°C	32°C
Start. capacitor 80 µF	6.3 mm spade connectors	c	117U5017			
Cord relief		d	103N1004			
Protection screen for PTC		g	—			
				Mounting accessories		Code number
				Bolt joint for one comp.	Ø: 16 mm	118-1917
				Bolt joint in quantities	Ø: 16 mm	118-1918
				Snap-on in quantities	Ø: 16 mm	118-1919

Secop can accept no responsibility for possible errors in catalogues, brochures and other printed material. Secop reserves the right to alter its products without notice. This also applies to products already on order provided that such alterations can be made without subsequential changes being necessary in specifications already agreed. All trademarks in this material are property of the respective companies. Secop and the Secop logotype are trademarks of Secop GmbH. All rights reserved. www.secop.com