

TLS5F Standard Compressor R134a 220-240V 50Hz

General

| | |
|-----------------------|---------------------------|
| Code number | 102G4520 |
| Approvals | EN 60335-2-34 w. Annex AA |
| Compressors on pallet | 125 |

Application

| Application | LBP | | |
|--|-----|------------|----|
| Frequency | Hz | 50 | 60 |
| Evaporating temperature | °C | -35 to -10 | - |
| Voltage range | V | 198 - 254 | - |
| Max. condensing temperature continuous (short) | °C | 60 (70) | - |
| Max. winding temperature continuous (short) | °C | 125 (135) | - |

Cooling requirements

| Frequency | Hz | 50 | | | 60 | | |
|-------------------------|----|-----|-----|-----|-----|-----|-----|
| Application | | LBP | MBP | HBP | LBP | MBP | HBP |
| 32°C | | S | - | - | - | - | - |
| 38°C | | S | - | - | - | - | - |
| 43°C | | - | - | - | - | - | - |
| Remarks on application: | | | | | | | |

Motor

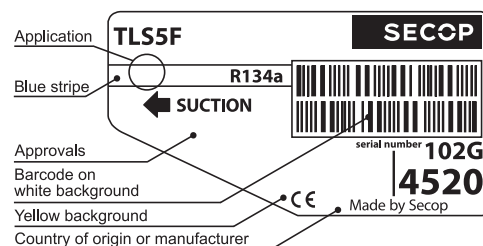
| Motor type | RSIR/CSIR | | |
|---|-----------|------|------|
| LRA (rated after 4 sec. UL984), HST LST | A | 5.8 | 4.7 |
| Cut in Current, HST LST | A | 5.8 | 8.7 |
| Resistance, main start winding (25°C) | Ω | 16.0 | 17.0 |

Design

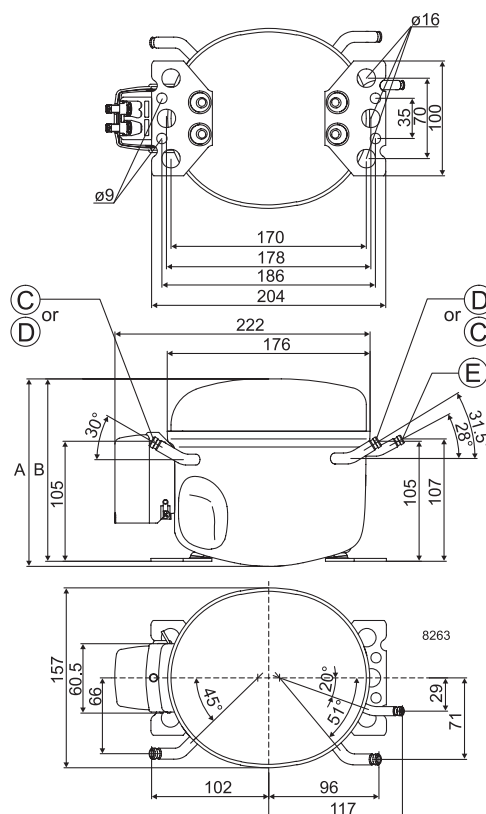
| | | |
|-------------------------------------|-----------------|-------------------|
| Displacement | cm ³ | 5.08 |
| Oil quantity (type) | cm ³ | 180 (polyolester) |
| Maximum refrigerant charge | g | 400 |
| Free gas volume in compressor | cm ³ | 1790 |
| Weight without electrical equipment | kg | 7.3 |

Dimensions

| | | | |
|----------------------|--------------------------|----|---------------------------|
| Height | mm | A | 173 |
| | | B | 169 |
| | | B1 | - |
| | | B2 | - |
| Suction connector | location/I.D. mm angle | C | 6.2 30° |
| | material comment | | Cu-plated steel Al cap |
| Process connector | location/I.D. mm angle | D | 6.2 31.5° |
| | material comment | | Cu-plated steel Al cap |
| Discharge connector | location/I.D. mm angle | E | 5.0 28° |
| | material comment | | Cu-plated steel Al cap |
| Oil cooler connector | location/I.D. mm angle | F | - |
| | material comment | | - |
| Connector tolerance | I.D. mm | | ±0.09, on 5.0 +0.12/+0.20 |
| Remarks: | | | |



- S = Static cooling normally sufficient
- O = Oil cooling
- F₁ = Fan cooling 1.5 m/s (compressor compartment temperature equal to ambient temperature)
- F₂ = Fan cooling 3.0 m/s necessary
- SG = Suction gas cooling normally sufficient
- = not applicable in this area

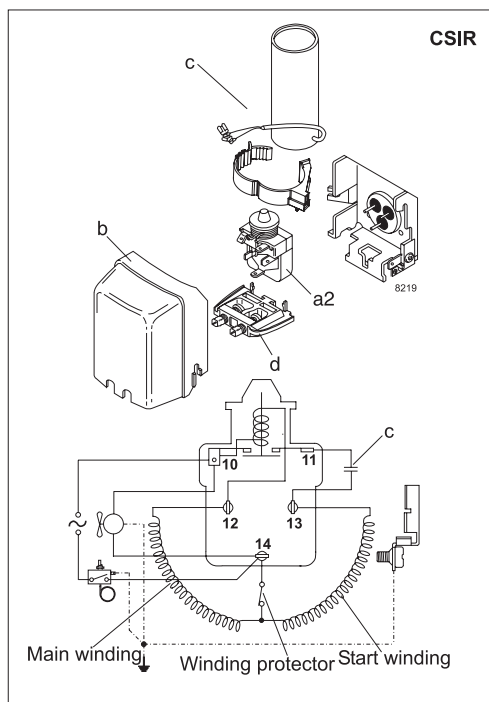
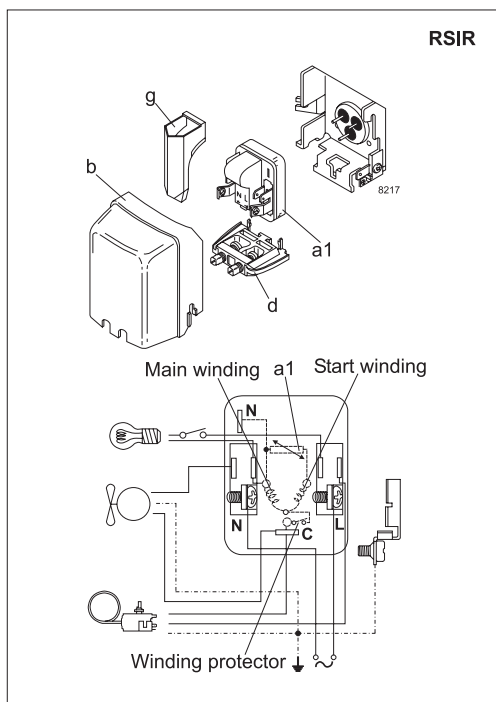


EN 12900 Household (CECOMAF) 220V, 50Hz, static cooling, PTC consumption incl.

| | | | | | | | | | | | | | | | | | |
|--------------------|-----|-----|------|------|------|-------|------|------|------|------|----|---|---|-----|----|----|----|
| Evap. temp in °C | -45 | -40 | -35 | -30 | -25 | -23.3 | -20 | -15 | -10 | -6.7 | -5 | 0 | 5 | 7.2 | 10 | 15 | 20 |
| Capacity in W | | | 47.8 | 70.7 | 98.0 | 109 | 131 | 170 | 216 | | | | | | | | |
| Power cons. in W | | | 82.7 | 97.1 | 112 | 117 | 128 | 144 | 162 | | | | | | | | |
| Current cons. in A | | | 0.96 | 0.98 | 1.01 | 1.02 | 1.05 | 1.10 | 1.15 | | | | | | | | |
| COP in W/W | | | 0.58 | 0.73 | 0.88 | 0.93 | 1.02 | 1.18 | 1.33 | | | | | | | | |

ASHRAE LBP 220V, 50Hz, static cooling, PTC consumption incl.

| | | | | | | | | | | | | | | | | | |
|--------------------|-----|-----|------|------|------|-------|------|------|------|------|----|---|---|-----|----|----|----|
| Evap. temp in °C | -45 | -40 | -35 | -30 | -25 | -23.3 | -20 | -15 | -10 | -6.7 | -5 | 0 | 5 | 7.2 | 10 | 15 | 20 |
| Capacity in W | | | 58.9 | 87.2 | 121 | 134 | 161 | 209 | 267 | | | | | | | | |
| Power cons. in W | | | 82.7 | 97.1 | 112 | 117 | 128 | 144 | 162 | | | | | | | | |
| Current cons. in A | | | 0.96 | 0.98 | 1.01 | 1.02 | 1.05 | 1.10 | 1.15 | | | | | | | | |
| COP in W/W | | | 0.71 | 0.90 | 1.08 | 1.14 | 1.26 | 1.45 | 1.65 | | | | | | | | |



| Accessories for | TLS5F | Figure | Code number |
|---------------------------|-------------------------|--------|-------------|
| PTC starting device | 6.3 mm spade connectors | a1 | 103N0011 |
| | 4.8 mm spade connectors | | 103N0018 |
| Starting relay | 6.3 mm spade connectors | a2 | 117U6004 |
| Start capacitor 60 µF | 6.3 mm spade connectors | c | 117U5014 |
| Cover | | b | 103N2010 |
| Cord relief | | d | 103N1010 |
| Protection screen for PTC | | g | 103N0476 |

| Test conditions | EN 12900/CECOMAF | ASHRAE |
|-------------------------|------------------|--------|
| Condensing temperature | 55°C | 55°C |
| Ambient temperature | 32°C | 32°C |
| Suction gas temperature | 32°C | 32°C |
| Liquid temperature | no subcooling | 32°C |

| Mounting accessories | Code number | |
|--------------------------|-------------|----------|
| Bolt joint for one comp. | Ø: 16 mm | 118-1917 |
| Bolt joint in quantities | Ø: 16 mm | 118-1918 |
| Snap-on in quantities | Ø: 16 mm | 118-1919 |

Secop can accept no responsibility for possible errors in catalogues, brochures and other printed material. Secop reserves the right to alter its products without notice. This also applies to products already on order provided that such alterations can be made without subsequential changes being necessary in specifications already agreed. All trademarks in this material are property of the respective companies. Secop and the Secop logotype are trademarks of Secop GmbH. All rights reserved. www.secop.com