

COMPRESSOR

Displacement (cm ³)	20.72
Diameter (mm)	34.93
Stroke (mm)	21.62
Net Weight (Kg)	15.7
Oil type	ISO VG 46 ESTER
Oil charge (cm ³)	500

MOTOR

Approximate Power (CV)	2/3
Voltage/Frequency (V/Hz)	220V 50Hz
Voltage range (V)	187-264
Code	82.201
Type	CSIR
Phase number	1 PH
Locked rotor current (A)	17.5
Main W. resist. at 25°C (Ω)	3.45
Start W. resist. at 25°C (Ω)	19.9

APPLICATION

Application	Low back pressure
Refrigerant	R134a
Evaporating (°C)	-35 to -10
Expansion	Capillar/Valve
Comp. cooling	Fan cooled
Max. ambient temp. (°C)	43

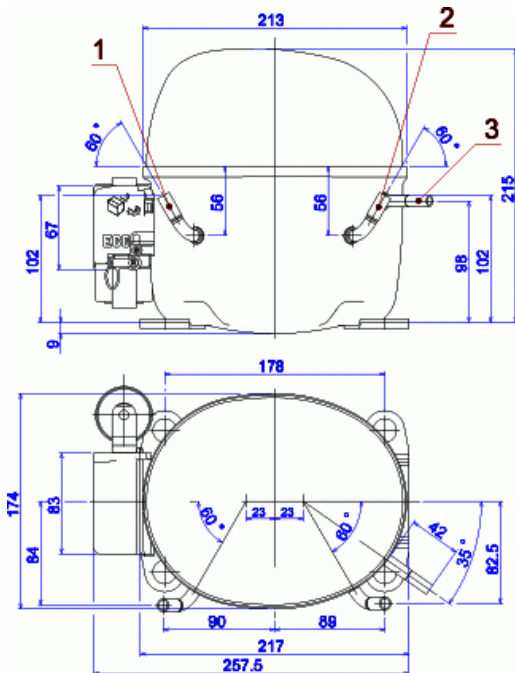
NOMINAL PERFORMANCE	CYCLE A	CYCLE B
Cooling capacity (kcal/h)	302	415
Input power (W)	379	402
EER (kcal/Wh)	0.79	1.03
COP (W/W)	0.92	1.20
Current (A)	2.81	2.89

TEST CONDITIONS

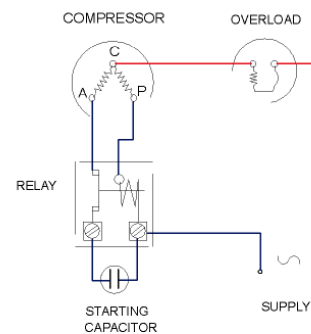
Evaporating temp. (°C)	-25.0	-23.3
Condensing temp. (°C)	55.0	55.0
Liq.t. entering expan. (°C)	55.0	32.0
Ambient t. and return (°C)	32.0	32.0
Tens/Freq (V/Hz)	220V 50Hz	220V 50Hz

ELECTRICAL COMPONENTS

Relay	2014 158.	
Pick-Up (A)	9,05	
Drop-Out (A)	7,70	
Protector	MRA38133	T0267/G.
Current (A)	11.5	11.0
Time check (seg)	7.5-14	7.5-14
Disc temp. (Open/Close) (°C)	105.0 / 52.0	105.0 / 52.0
Starting capacitor (μF/V)/F/V)	64- 77 / 330	

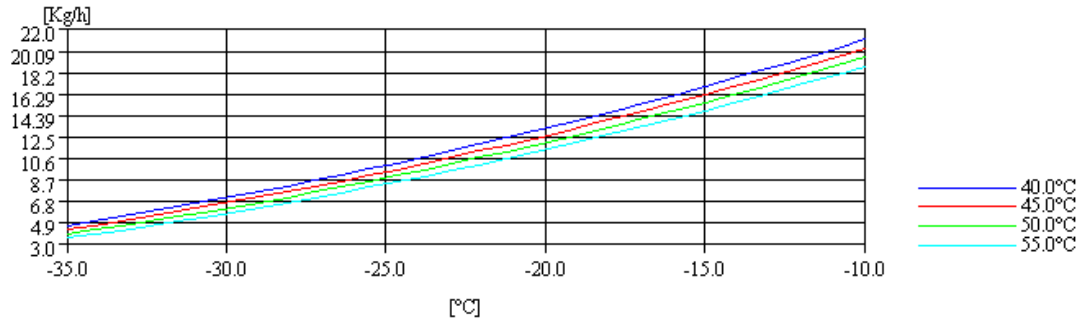
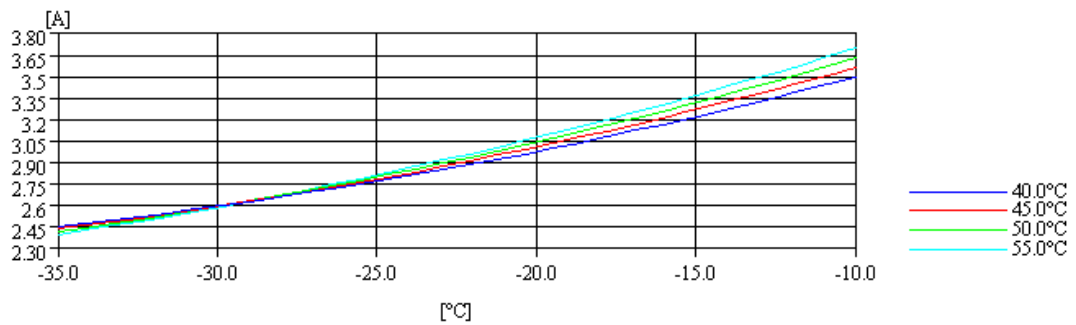
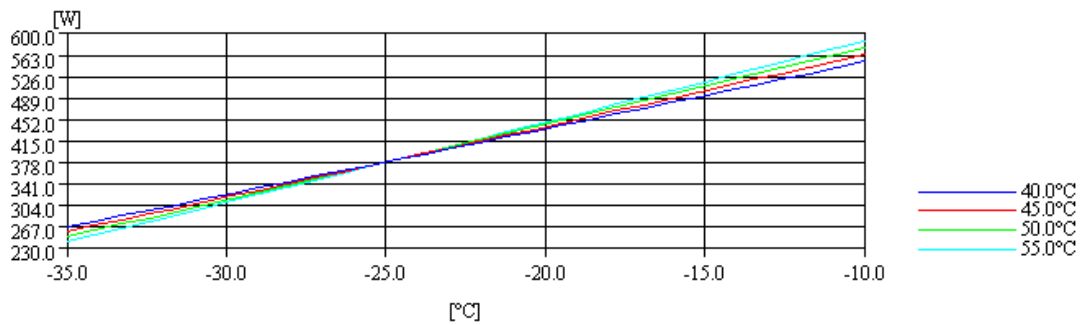
DIMENSIONS AND ELECTRICAL DIAGRAM


DESIGNATION	INTERNAL DIAM. (MM)
1	Service 9,7
2	Suction 9,7
3	Discharge 6,1

CSIR


TEST CONDITIONS

Voltage/frequency	220V 50Hz
Ambient t. and return	32 °C
Liq.t. entering expan.	Subcooling at 32 °C

MASS FLOW

INTENSITY

CONSUMPTION

COOLING CAPACITY
