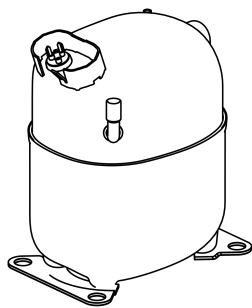


NJ2192GJ



ENGINEERING CODE
943CA19

REFRIGERANT
R-404A

POWER SUPPLY
220-240 V 50 Hz

APPLICATION
LBP

MOTOR TYPE
CSCR

STANDARD
EN12900

COOLING CAPACITY
625 W

EFFICIENCY
0.99 W/W



DATA

GENERAL DATA

Model	NJ2192GJ
Type	Hermetic Reciprocating
Technology	ON/OFF
Compressor Application	LBP
Expansion Device	Capillary Tube or Expansion Valve
Compressor Cooling	Fan/220
HP	1 1/4
Starting Torque	HST
Plant	SLOVAKIA

ELECTRICAL DATA

Start Winding Resistance	7.43 Ω at 25°C
Run Winding Resistance	1.92 Ω at 25°C

MECHANICAL DATA

Displacement	26.11 cm ³
Oil Charge	750 ml
Oil Type	ESTER
Oil Viscosity	ISO22
Weight	21 Kg

ELECTRICAL COMPONENTS

Start Capacitor	88-108 µf/330 V
Run Capacitor	15.0 µf/440 V
CSR CSIR BOX	Yes
Starting Device Description	RVA2L3C
Overload Protection	15HM1962-248 (internal)

PERFORMANCE

TESTED CONDITIONS

Tested Refrigerant	R-404A
Tested Application	LBP
Tested Standard	EN12900
Tested Cooling	Fan
Tested Voltage	220 V
Max Refrigerant Charge	800 g
Refrigerant Temperature	Dew

RATED POINTS

Condensing Temperature °C	Evaporating Temperature °C	Cooling Capacity W	Efficiency W/W	Power Consumption W	Current A	Gas Flow Rate kg/h
40	-35	625	0.99	634	-	16.94

Test Condition: Subcooling 0 K, Return Gas 20 °C. Data are an indication of performance based simulation.

PERFORMANCE CURVE

Condensing Temperature 35°C

Evaporating Temperature °C	Cooling Capacity W	Efficiency W/W	Power Consumption W	Current A	Gas Flow Rate kg/h
-40	513	0.96	533	-	13.02
-35	702	1.12	625	-	17.92
-30	935	1.29	723	-	23.97
-25	1216	1.48	823	-	31.30
-20	1548	1.68	921	-	40.10
-15	1934	1.91	1012	-	50.53
-10	2379	2.18	1094	-	62.74

Test Condition: Subcooling 0 K, Return Gas 20 °C. Data are an indication of performance based simulation.

PERFORMANCE CURVE

Condensing Temperature 45°C

Evaporating Temperature °C	Cooling Capacity W	Efficiency W/W	Power Consumption W	Current A	Gas Flow Rate kg/h
-40	383	0.72	535	-	11.04
-35	546	0.86	638	-	15.82
-30	746	0.99	751	-	21.69
-25	986	1.13	871	-	28.82
-20	1269	1.28	994	-	37.38
-15	1598	1.43	1116	-	47.53
-10	1979	1.61	1232	-	59.44

Test Condition: Subcooling 0 K, Return Gas 20 °C. Data are an indication of performance based simulation.

PERFORMANCE CURVE

Condensing Temperature 55°C

Evaporating Temperature °C	Cooling Capacity W	Efficiency W/W	Power Consumption W	Current A	Gas Flow Rate kg/h
-30	551	0.74	748	-	18.80
-25	748	0.84	887	-	25.72
-20	981	0.95	1032	-	34.04
-15	1253	1.06	1181	-	43.90
-10	1568	1.18	1329	-	55.49

Test Condition: Subcooling 0 K, Return Gas 20 °C. Data are an indication of performance based simulation.

ENVELOPE



External

EXTERNAL CHARACTERISTICS

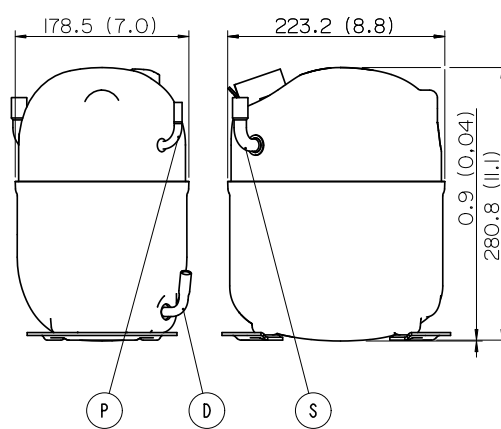
Base Plate LARGE

Tray Holder NO

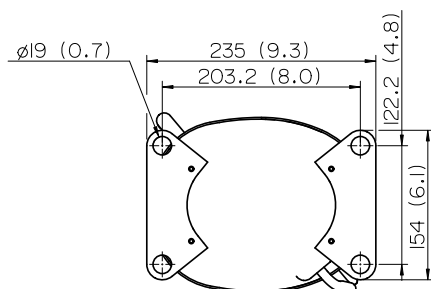
Connector	Internal Diameter	Shape	Material
Suction	12.7 mm	ROTOLOCK(EX. THR. 1"-14UNS-2A)	STEEL
Discharge	8 mm	SLANTED J	COPPER
Process	6.42 mm	VERTICAL	COPPER

EXTERNAL DIMENSIONS

SHELL



BASE



FENCE

