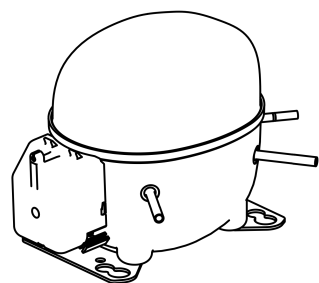


NEU6212Z



ENGINEERING CODE
269MB51



REFRIGERANT
R-134a



POWER SUPPLY
200-230 V 50
Hz/208-230 V 60
Hz



APPLICATION
HBP



STANDARD
EN12900



MOTOR TYPE
CSIR



COOLING CAPACITY
1456 W



EFFICIENCY
2.06 W/W



DATA

GENERAL DATA

Model	NEU6212Z
Type	Hermetic Reciprocating
Technology	ON/OFF
Compressor Application	HBP
Expansion Device	Capillary Tube or Expansion Valve
Compressor Cooling	Fan/208
HP	1/2
Starting Torque	HST
Plant	SLOVAKIA

ELECTRICAL DATA

Start Winding Resistance	10.9 Ω at 25°C
Run Winding Resistance	3.59 Ω at 25°C
Locked Rotor Amperage (LRA) 50Hz	26 A
Locked Rotor Amperage (LRA) 60Hz	26 A

MECHANICAL DATA

Displacement	14.28 cm ³
Oil Charge	350 ml
Oil Type	ESTER
Oil Viscosity	ISO22
Weight	11.6 Kg

ELECTRICAL COMPONENTS

Start Capacitor	108-130 µf/330 V
CSR CSIR BOX	No
Starting Device Type	RELAY
Starting Device Description	MTRPH-55-65*
Overload Protection	MRA 6981-3259

PERFORMANCE

TESTED CONDITIONS

Tested Refrigerant	R-134a
Tested Application	HBP
Tested Standard	EN12900
Tested Cooling	Fan
Tested Voltage	208 V
Refrigerant Temperature	Dew

RATED POINTS

Condensing Temperature °C	Evaporating Temperature °C	Cooling Capacity W	Efficiency W/W	Power Consumption W	Current A	Gas Flow Rate kg/h
50	5	1456	2.06	707	-	36.52

Test Condition: Subcooling 0 K, Return Gas 20 °C. Data are an indication of performance based simulation.

PERFORMANCE CURVE

Condensing Temperature 35°C

Evaporating Temperature °C	Cooling Capacity W	Efficiency W/W	Power Consumption W	Current A	Gas Flow Rate kg/h
-15	754	2.01	375	-	15.97
-10	950	2.23	427	-	20.22
-5	1183	2.44	485	-	25.27
0	1453	2.66	546	-	31.24
5	1763	2.92	604	-	38.20
10	2116	3.24	653	-	46.28

Test Condition: Subcooling 0 K, Return Gas 20 °C. Data are an indication of performance based simulation.

PERFORMANCE CURVE

Condensing Temperature 45°C

Evaporating Temperature °C	Cooling Capacity W	Efficiency W/W	Power Consumption W	Current A	Gas Flow Rate kg/h
-15	658	1.60	411	-	15.27
-10	834	1.80	463	-	19.46
-5	1042	1.97	530	-	24.44
0	1283	2.12	605	-	30.30
5	1560	2.28	685	-	37.15
10	1875	2.46	763	-	45.08

Test Condition: Subcooling 0 K, Return Gas 20 °C. Data are an indication of performance based simulation.

PERFORMANCE CURVE

Condensing Temperature 55°C

Evaporating Temperature °C	Cooling Capacity W	Efficiency W/W	Power Consumption W	Current A	Gas Flow Rate kg/h
-10	710	1.47	483	-	18.40
-5	893	1.63	547	-	23.30
0	1106	1.76	627	-	29.07
5	1349	1.88	718	-	35.80
10	1625	1.99	815	-	43.60

Test Condition: Subcooling 0 K, Return Gas 20 °C. Data are an indication of performance based simulation.

ENVELOPE



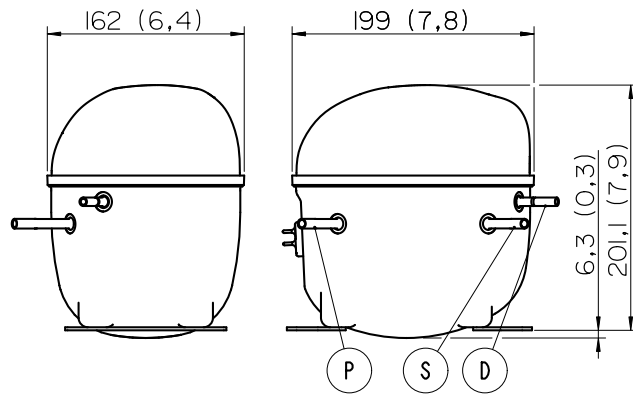
External

EXTERNAL CHARACTERISTICS

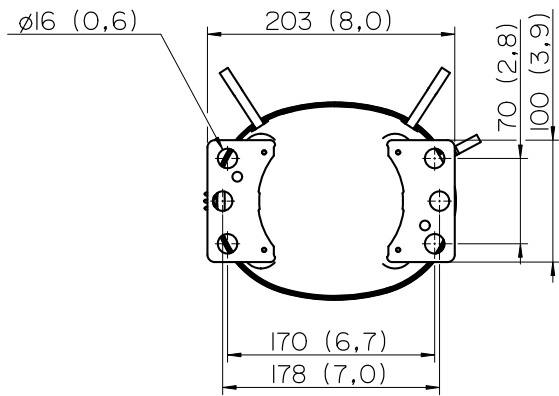
Base Plate		SMALL	
Tray Holder		NO	
Connector	Internal Diameter	Shape	Material
Suction	8.1 mm	SLANTED 42°	COPPER
Discharge	6.1 mm	STRAIGHT	COPPER
Process	6.1 mm	SLANTED 42°	COPPER

EXTERNAL DIMENSIONS

SHELL



BASE



FENCE

